LN6215

■

SOT23-5L,SOT89-5L ÈDFN1010-4L

7 >˜/j × ñ3+ G

1V '	× ñ ÿF
5	LN6215 ¹ ¹ ¹ ¹ ¹ ¹

8 >˜/jEÃ *+e »93 $ ¼2« »

EÃ *+e »**(V)**	**1.0 3.0**	**3.1 6.0**	**1.05 3.05**	**3.15 6.05**	× ñ =0
1V '	V	A	E	L	LN6215A ¹ ¹ ¹ ¹ ¹
	X	B	F	M	LN6215B ¹ ¹ ¹ ¹ ¹
	Y	C	H	N	LN6215C ¹ ¹ ¹ ¹ ¹
	Z	D	K	P	LN6215D ¹ ¹ ¹ ¹ ¹

9 >˜/jEÃ *+e »

1V '	EÃ *+e » Ä**V** Å			
0	-	3.1	-	3.15
1	-	3.2	-	3.25
2	-	3.3	-	3.35
3	-	3.4	-	3.45
4	-	3.5		

1V '	EÃ *+e » Ä**V** Å			
F	1.6	4.6	1.65	4.65
H	1.7	4.7	1.75	4.75
K	1.8	4.8	1.85	4.85
L	1.9	4.9	1.95	4.95

SOP8

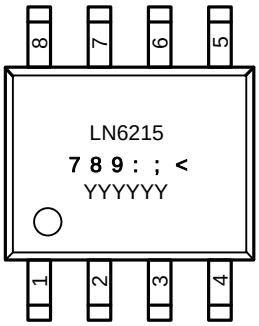

SOP8
(TOP VIEW)

7 8 9 >˜¦s Ÿ

: ; >˜EÃ *+e » l

» ² 33 >˜ 3.3V EÃ *+e »

< >˜+e »2î Ö

1V '	>˜2î Ö	>˜ × ñ
2	±2%	LN6215***B**

1\ 9>| XXXX >˜+O × © '

■

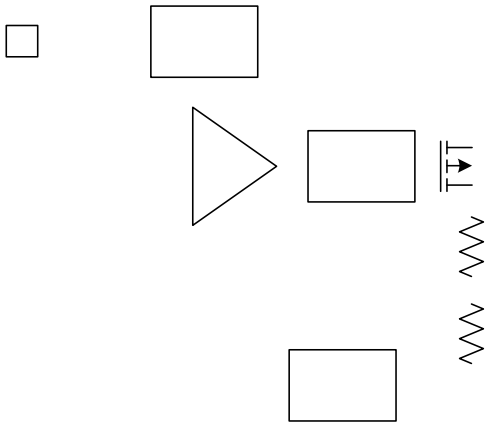

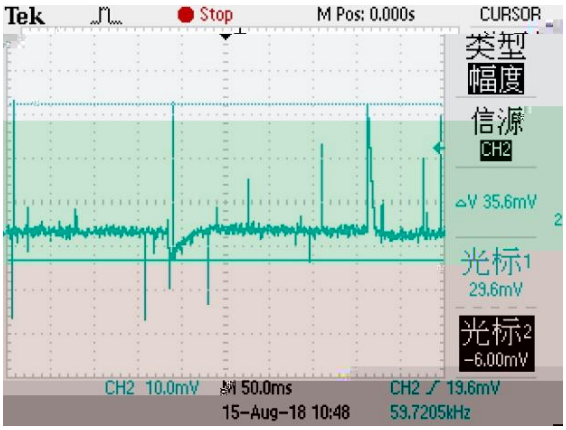

{ B ‘ :& Vin=CE=4.3V, Cin=Cout=4.7uF,

Iout=10-300-10mA , #{B 5 Ì Ä . Å Ö

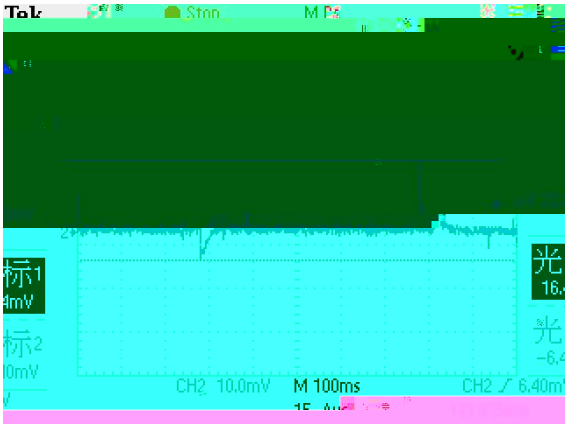

4 ÃEÃ *+e »$Y Ö3+

#{B ‘ & : Vin=CE=4.3V, Cin=Cout=4.7uF ,Iout=10mA , #{B 5 Ì Ä . Å Ö

■

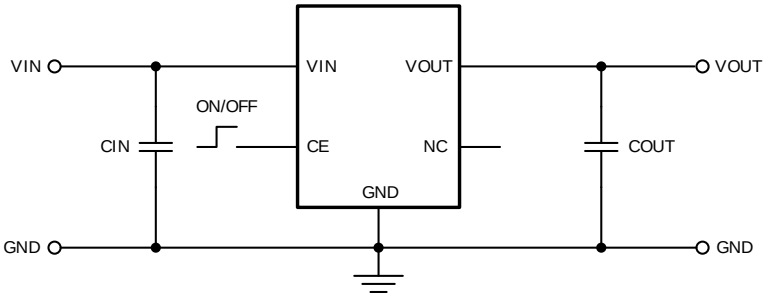

EÃ •EÃ *+e é

EÃ •EÃ *+e é *AÞ ¯+X 1uF : ÈF g Añ3+5 ,´0c Ê W ×

PCB 3 p

j ¶ Ç ` $ -,´ ¯+X x Ì È PCB 3 p k?±# ? »N©² ; Ö

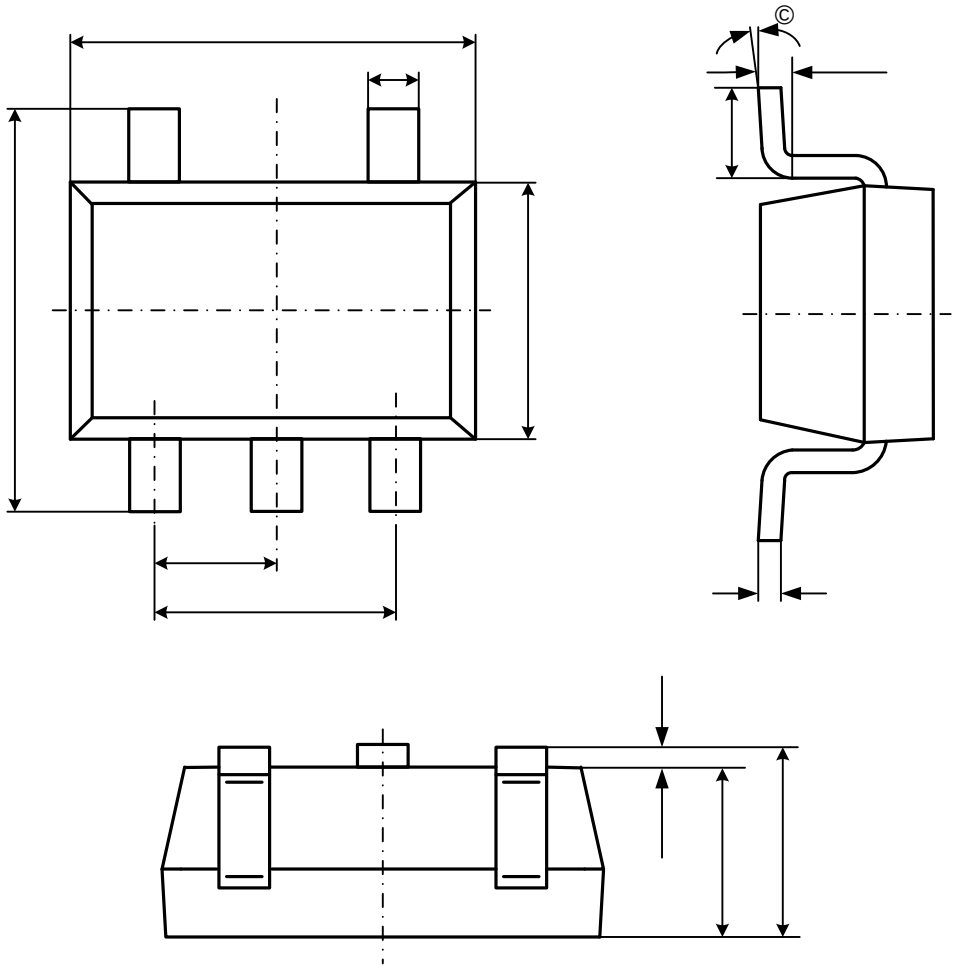

Symbol	Dimensions In Millimeters		Dimensions In Inches	
	Min	Max	Min	Max
A	1.050	1.250	0.041	0.049
A1	0.000	0.100	0.000	0.004
A2	1.050	1.150	0.041	0.045
b	0.300	0.500	0.012	0.020
c	0.100	0.200	0.004	0.008
D	2.820	3.020	0.111	0.119
E	1.500	1.700	0.059	0.067
E1	2.650	2.950	0.104	0.116
e	0.950(BSC)		0.037(BSC)	
e1	1.800	2.000	0.071	0.079
L	0.300	0.600	0.012	0.024
	0°	8°	0°	8°

DFN1820-6L

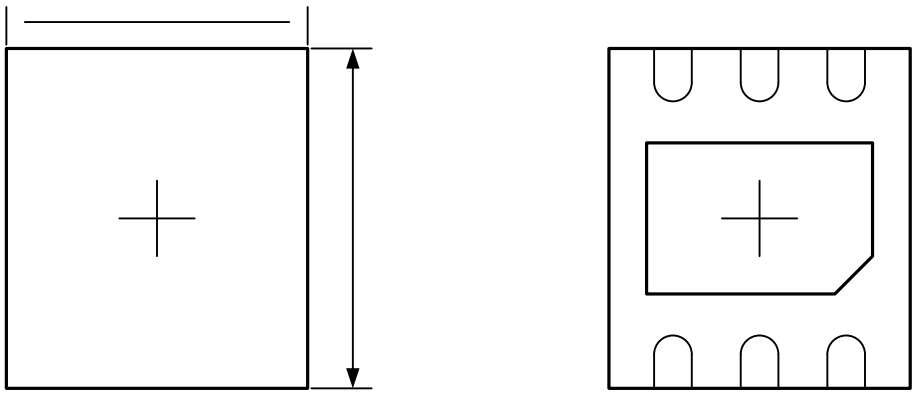

Symbol	Dimensions In Millimeters		Dimensions In Inches	
	Min	Max	Min	Max
A	0.450/0.550	0.550/0.650	0.180/0.022	0.022/0.026
A1	0.000	0.050	0.000	0.002
A3	0.150REF		0.006REF	
D	1.724	1.876	0.068	0.074
E	1.924	2.076	0.076	0.082
D1	1.300	1.500	0.051	0.059

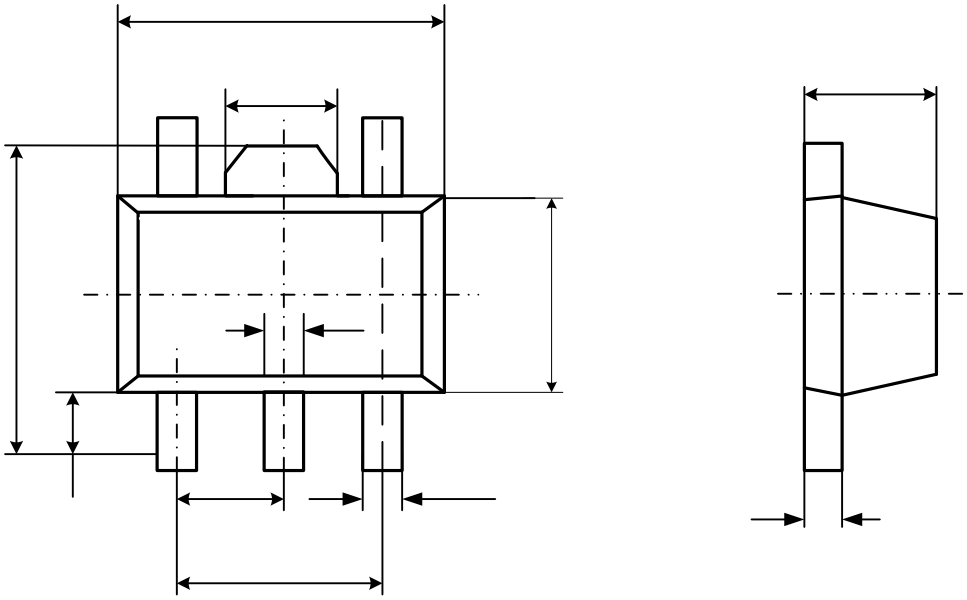

Symbol	Dimensions In Millimeters		Dimensions In Inches	
	Min	Max	Min	Max
A	1.400	1.600	0.055	0.063
b	0.320	0.520	0.013	0.020
b1	0.360	0.560	0.014	0.022
c	0.350	0.400	0.014	

SOP8

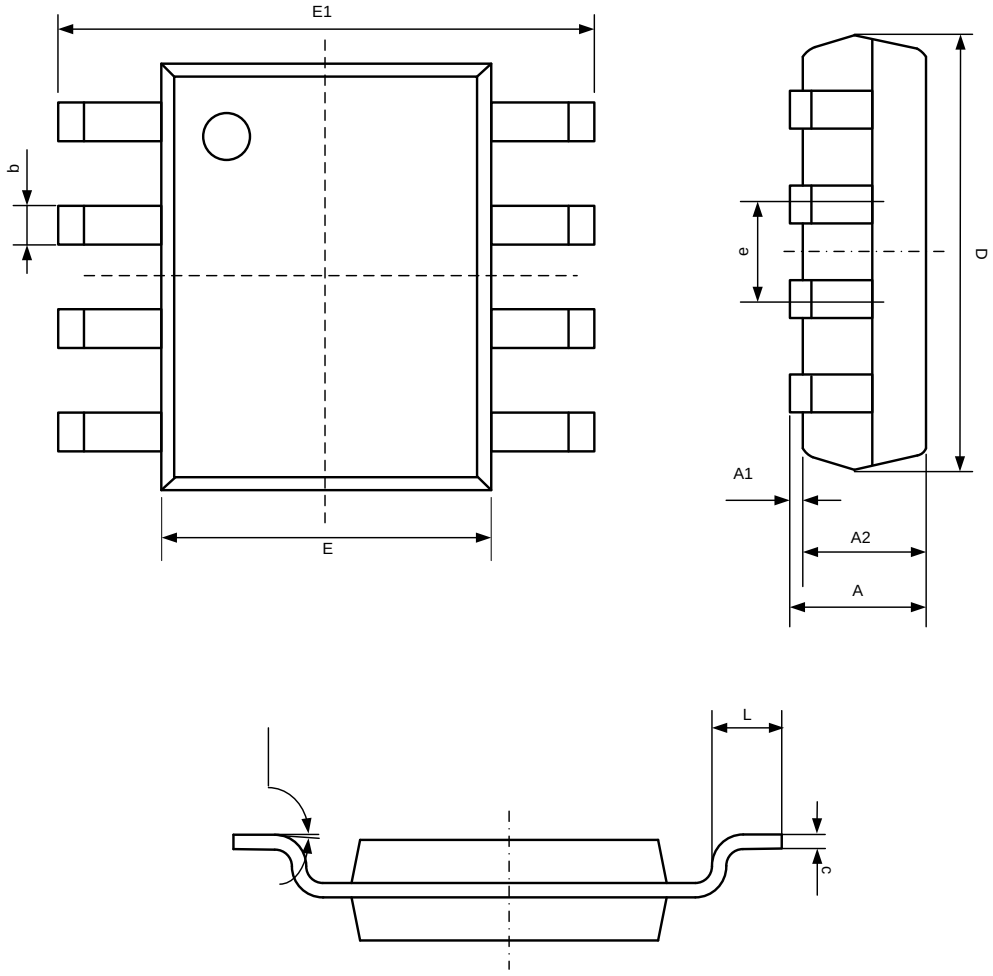

Symbol	Dimensions In Millimeters		Dimensions In Inches	
	Min	Max	Min	Max
A	1.350	1.750	0.053	0.069
A1	0.100	0.250	0.004	0.010
A2	1.350	1.550	0.053	0.061
b	0.330	0.510	0.013	0.020
c	0.170	0.250	0.007	0.010
D	4.700	5.100	0.185	0.200
E	3.800	4.000	0.150	0.157
E1	5.800	6.200	0.228	0.244
e	1.270(BSC)		0.050(BSC)	
L	0.400	1.270	0.016	0.050
	0°	8°	0°	8°

DFN1010-4L

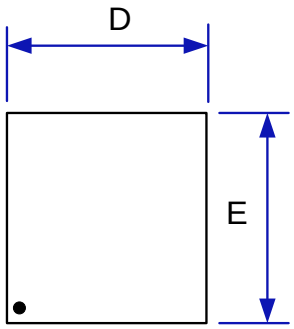

TOP VIEW

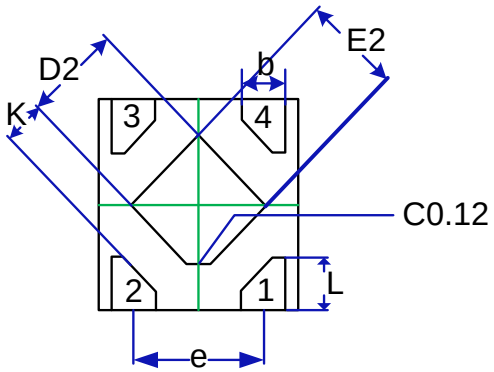

BOTTOM VIEW

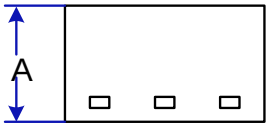

SIDE VIEW

Symbol	Dimensions In Millimeters		Dimensions In Inches	
	Min	Max	Min	Max
A	0.34	0.40	0.013	0.016
b	0.17	0.27	0.007	0.011
D	0.95	1.05	0.037	0.041