■

	V_{IN}	-0.3 6.5		V
	V_{LX}	-0.3~6.5		
	$V_{EN,FB,VOUT}$	-0.3 6.5		
	P_D	SOT23-6L	300	mW
			5	°C

■

1 VS

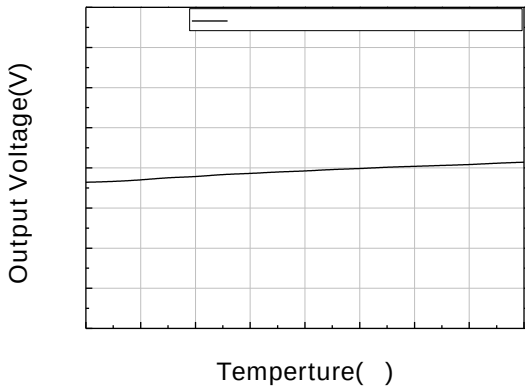

2 VS



3

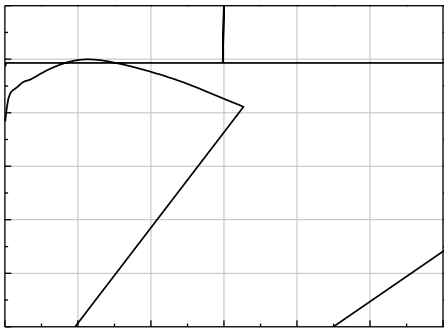

4

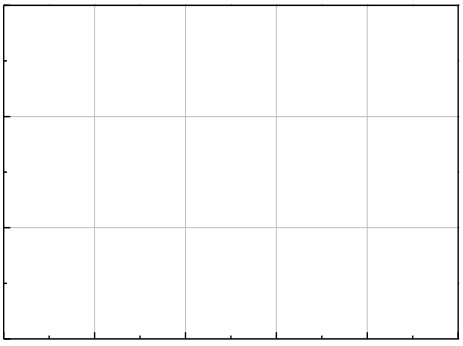

5 PFM V_{IN}=2.5V, V_{OUT}=3.3V, I_{LOAD}=10mA

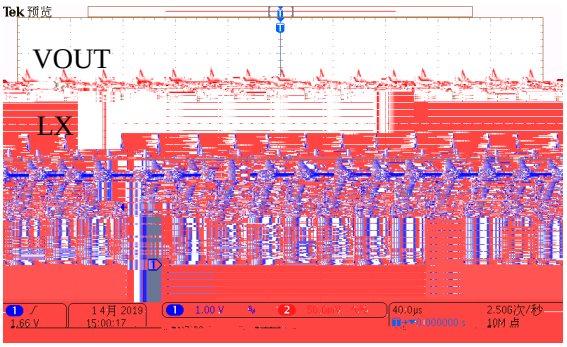

6 PWM V_{IN}=2.5V, V_{OUT}=3.3V, I_{LOAD}=500mA

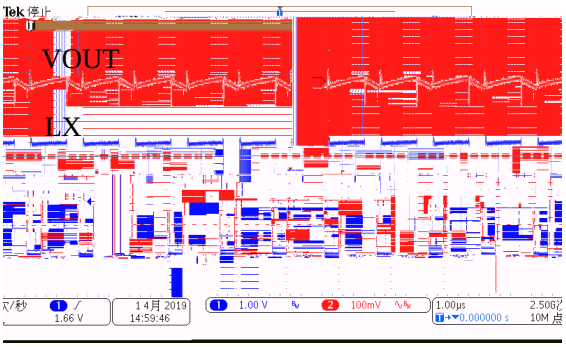

■

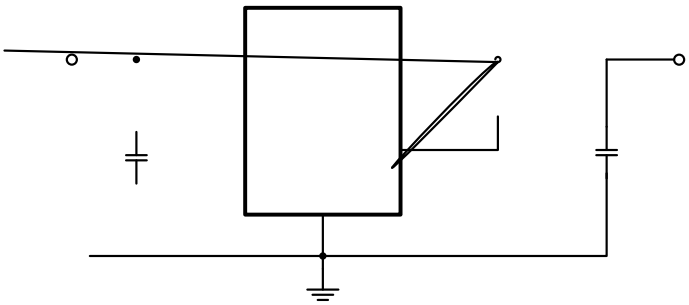

FB

$$VOUT \quad VFB \quad 1 \quad \frac{R1}{R2}$$

VFB=600mV R2 K

2.2uH 10uH DCR

4.7uF 10uF

PCB

PCB

VIN L VOUT

LX

■

SOT23-6L

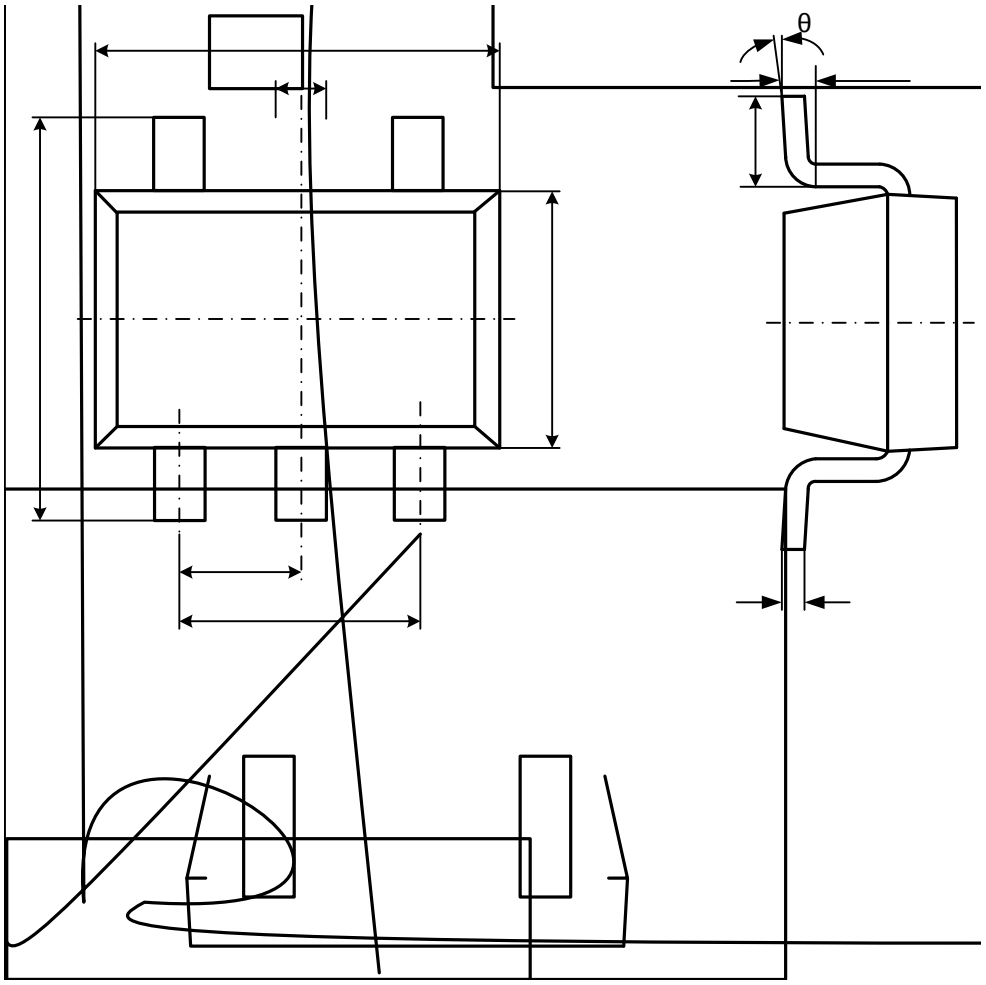

Symbol	Dimensions In Millimeters		Dimensions In Inches	
	Min	Max	Min	Max
Z	1.050	1.250	0.041	0.049
A1	0.000	0.100	0.000	0.004
A2	1.050	1.150	0.041	0.045
b	0.300	0.500	0.012	0.020
c	0.100	0.200	0.004	0.008
D	2.820	3.020	0.111	0.119
E	1.500	1.700	0.059	0.067
E1	2.650	2.950	0.104	0.116
e	0.950(BSC)		0.037(BSC)	
e1	1.800	2.000	0.071	0.079
L	0.300	0.600	0.012	0.024
	0°	8°	0°	8°