Characteristics (TA=25 unless otherwise noted)

Parameter	Symbol	Condition	Min	Typ	Max	Unit
OFF Characteristics						
Drain-source breakdown voltage	BV_{DSS}	V_{GS}=0V, I_D=				

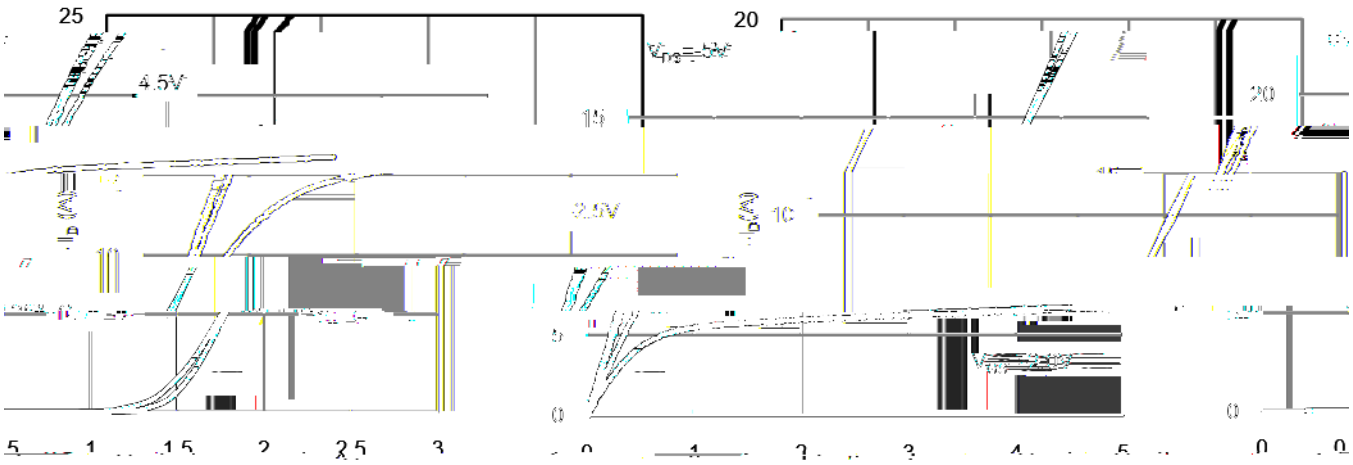

s (Note E)

Fig 1: On-Region Characteristics (Note E)

Figure 2: Transfer Characteristics

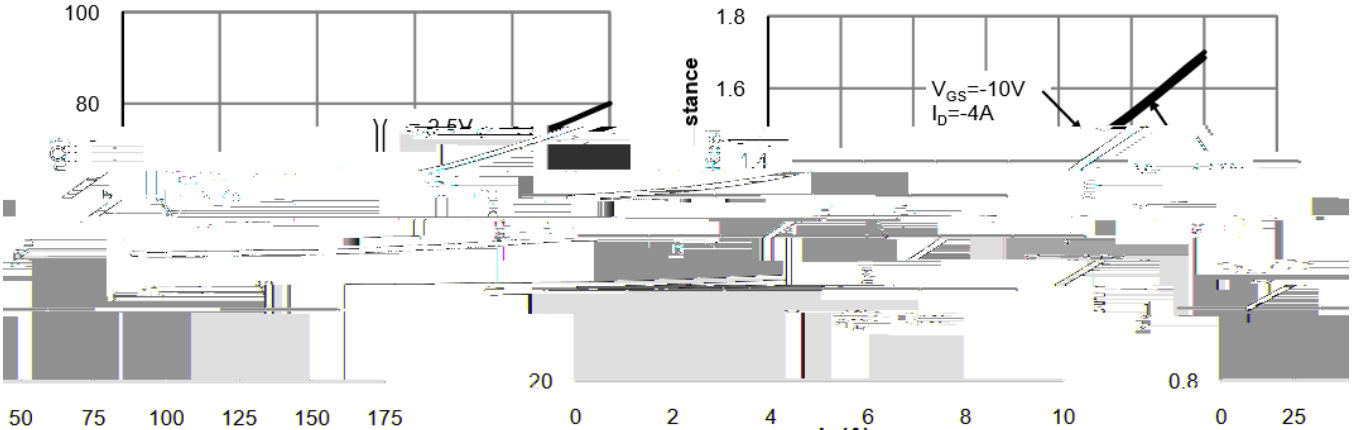

: On-Resistance vs. Junction Temperature

Figure 3: On-Resistance vs. Drain Current and Gate Voltage (Note E)

Figure 4



Package Information

SOT-23-3L

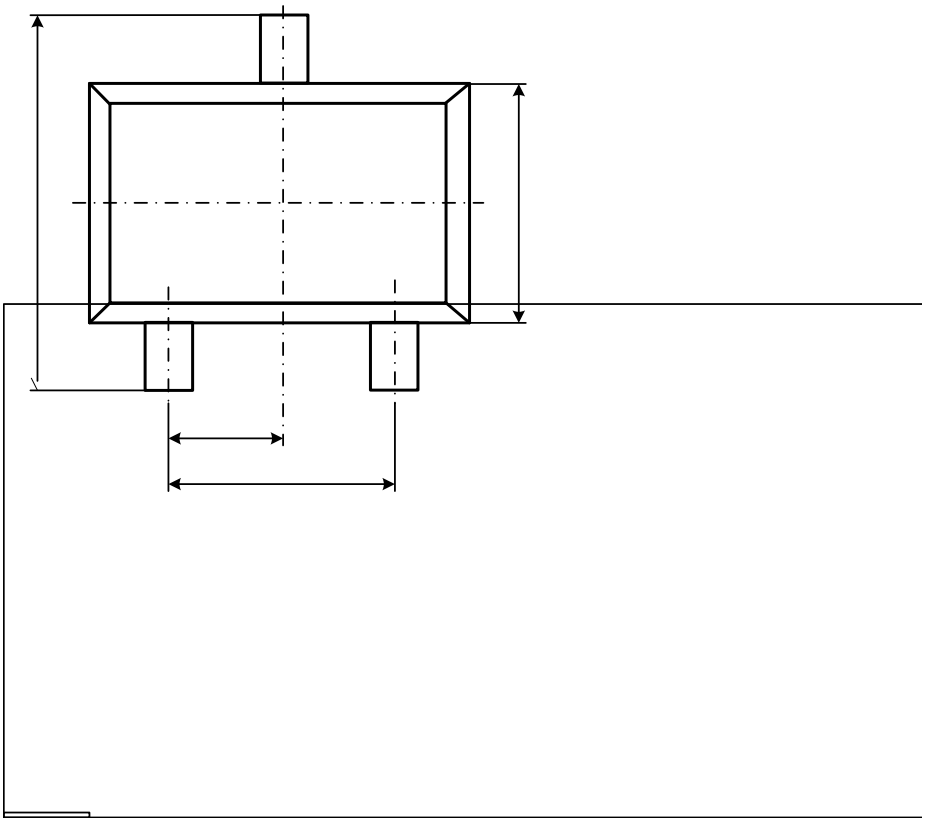

Symbol	Dimensions In Millimeters		Dimensions In Inches	
	Min	Max	Min	Max
A	1.050	1.250	0.041	0.049
A1	0.000	0.100	0.000	0.004
A2	1.050	1.150	0.041	0.045
b	0.300	0.500	0.012	0.020
c	0.100	0.200	0.004	0.008
D	2.820	3.020	0.111	0.119
E	1.500	1.700	0.059	0.067